


Homework Menu #4


name: _____

date: _____

Directions: For For homework this month you will be working on and completing projects of your choice. Below is a list of projects that you may choose from. If you have an idea of your own which is not listed, check with Russ for permission to try it. As you complete each project you will have a chance to share it with your classmates. Some projects may take more time than others to finish. To keep track of the time you spend on your homework projects, you and your parents will complete a Homework Time Sheet that is to be turned in each Friday. When you finish one project, begin working on your next project as soon as you can. All December projects will be due during the first week of January. At that time a new menu will be given out.




Focus of the Month: Toys and Games



Skills included: Sequencing, research, analysis, interpreting/infering, critiquing, written and oral communication, reading comprehension, artistic representation, persuasive writing.

Project Menu:

- Make a game similar to Monopoly but based on real places in our community or area. Be sure to include all of the pieces needed to play the game.
- Read a book of your choice. When you have finished, make a set of toys and/or action figures based on the story. Bonus idea: create packaging for these toys/action figures that will not only look good on store shelves but also help to sell the toys.
- Watch the classic movie Babes in Toyland (I like the 1934 Laurel & Hardy version best) Write a review of the movie. Your review needs to include: what you thought about the movie, what its good points were, what would make the movie better, specific examples from the movie that support your reasons for liking or disliking portions of it, and whether you would recommend that others watch the movie. Bonus idea: write a letter to a movie studio to try and convince them to remake the movie, modernizing it. Use your movie review to help you write the letter.




- Research the history of a game or toy of your choice. Make a timeline poster about it. Include changes made to it through the years, how its popularity changed at different times, how it was made, the way it was marketed or advertised, etc. Also include labeled pictures of some of the highlights. Bonus idea: Make your timeline into an Internet web page or PowerPoint style presentation.

- Write a screenplay for a short film similar to the movie A Toy Story.

Bonus idea: Use your own toys (or borrowed ones) and make a video of your screenplay or a portion of

it. Use "stop action animation" to bring your toys to life. To do this, place the video recorder on a tripod or other secure location, place your toys in a scene, tape them for a couple seconds, push the pause button, move your toys a very small amount, tape them again for a couple seconds, move the toys again, keep repeating until your movie is done.



□ Invent a toy, drawing it to scale and labeling all of its parts. Write an advertising campaign for it and make a poster that "sells" your toy. Be sure to use your best persuasive writing and your best artistic skills. Bonus idea: Make a 3-D model of your toy.

□ Other: _____



Expectations: It is expected that chosen projects will be finished completely, neatly, and in a timely manner. It is also expected that students will gain a depth of understanding about their project's topic upon completion. Further, while students are encouraged to work on one project at a time, it is entirely possible for students to complete any number of projects in the timeframe given. Students should also remember to keep homework interesting by challenging themselves to learn as much as possible and to do the best work they can.

Important: These projects will likely require mutual involvement of students and their parents. They also cannot be completed in one short evening prior to the due date. Each student will have to use their time wisely, doing a little bit at a time until a project is complete. Use the Project Planning Form to help you successfully complete your project on time.

